

D.L.S. ELECTRONIC SYSTEMS, INC.
1250 PETERSON DRIVE
WHEELING, ILLINOIS 60090

EMC TEST SERVICES
REPORT NO. 8475

EN 55011:1991, Amendments A1:1997 & A2:1996 (C.I.S.P.R. 11,
1990-09, 2nd Edition)
Class B ISM Equipment for Industrial, Scientific,
and Medical Equipment

THE FOLLOWING "MEETS" THE ABOVE TEST SPECIFICATION

Formal Name: Recirculating System Monitor

Kind of Equipment: Multiparameter Monitor/Controller

Test Configuration: To Probe Assembly with 20m Cable & Installed
in Test Set with 12V Power Supply & 100W Loads

Model Number(s): 5200 (See Product Matrix on Page 7)

Model(s) Tested: 5200

Serial Number(s): NA

Date of Tests: August 21 & September 6, 2000

Test Conducted For: YSI Incorporated
1725 Brannum Lane
Yellow Springs, Ohio


NOTICE: Please see the "Additional Description of Equipment Under
Test" page listed inside of this report. This report must
not be reproduced (except in full), without the approval
of D.L.S. Electronic Systems.

D.L.S. ELECTRONIC SYSTEMS, INC.
1250 PETERSON DRIVE
WHEELING, ILLINOIS 60090

EMC TEST SERVICES
REPORT NO. 8475

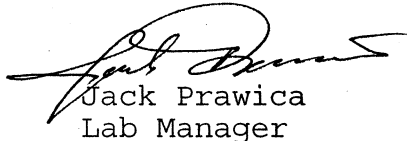
SIGNATURE PAGE

Report By:



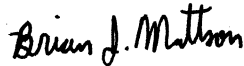
Arnom C. Rowe
Test Engineer
EMC-001375-NE

Reviewed By:



Jack Prawica
Lab Manager

Approved By:



Brian Mattson
General Manager

Company Official:



YSI Incorporated

D.L.S. ELECTRONIC SYSTEMS, INC.
1250 PETERSON DRIVE
WHEELING, ILLINOIS 60090

EMC TEST SERVICES
REPORT NO. 8512

EN 61000-3-2 & EN 61000-3-3
incorporating
EN 61000-3-2/A12
Amendment No. 12 (January 1996)

**INTERNATIONAL ELECTROTECHNICAL COMMISSION STANDARD
IEC 1000-3-2 (1995)**

FIRST EDITION / 1995-03

Part 3: Limits - Section 2: Limits for harmonic current emissions
(equipment input current ≤ 16 A per phase)

AND

IEC 1000-3-3 (1994)

FIRST EDITION / 1994-12

Part 3: Limits - Section 3: Limitation of Voltage Fluctuations and
Flicker in low-voltage supply systems for equipment with rated
current ≤ 16 Amps

THE FOLLOWING **"MEETS"** THE ABOVE TEST SPECIFICATION

Formal Name: Recirculating System Monitor
Kind of Equipment: Multiparameter Monitor/Controller
Test Configuration: To Probe Assembly with 20m Cable & Installed in
Test Set with 12V Power Supply & 100W Loads
Model Number(s): 5200 (See Product Matrix on Page 7)
Model(s) Tested: 5200
Serial Number(s): NA
Date of Tests: September 19, 2000
Test Conducted For: YSI Incorporated
1725 Brannum Lane
Yellow Springs, Ohio


NOTICE: Please see the "Additional Description of Equipment Under
Test" page listed inside of this report. This report must
not be reproduced (except in full), without the approval of
D.L.S. Electronic Systems.

D.L.S. ELECTRONIC SYSTEMS, INC.
1250 PETERSON DRIVE
WHEELING, ILLINOIS 60090

EMC TEST SERVICES
REPORT NO. 8512

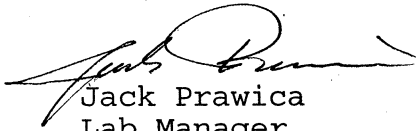
SIGNATURE PAGE

Report By:



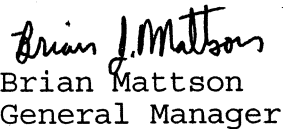
Arnom C. Rowe
Test Engineer
EMC-001375-NE

Reviewed By:




Jack Prawica
Lab Manager

Approved By:



Brian Mattson
General Manager

Company Official:



YSI Incorporated

D.L.S. ELECTRONIC SYSTEMS, INC.
1250 PETERSON DRIVE
WHEELING, ILLINOIS 60090
REPORT NO. 8511

TEST SPECIFICATIONS:

EN 61326-1:1997

Electrical Equipment for Measurement, Control and Laboratory Use
EMC Requirements
Part 1: General Requirements
(IEC 61326-1, April 1997)

IEC PUBLICATION 1000
ELECTROMAGNETIC COMPATIBILITY (EMC)
PART 4: Testing and measuring Techniques Immunity requirements

USING

IEC 1000-4-2 (1995-01); IEC 1000-4-3 (1995-02); IEC 1000-4-4
(1995-01); IEC 1000-4-5 (1995-02); IEC 1000-4-6 (1995-03-03),
IEC 1000-4-8 (1993); & IEC 1000-4-11 (1994)

THE FOLLOWING "MEETS" THE ABOVE TEST SPECIFICATION

Formal Name: Recirculating System Monitor
Kind of Equipment: Multiparameter Monitor/Controller
Test Configuration: To Probe Assembly with 20m Cable & Installed in
Test Set with 12V Power Supply & 100W Loads
Model Number(s): 5200 (See Product Matrix on Page 7)
Model(s) Tested: 5200
Serial Number(s): NA
Date of Tests: September 18-25, 2000
Test Conducted For: YSI Incorporated
1725 Brannum Lane
Yellow Springs, Ohio


NOTICE: Please see the "Additional Description of Equipment Under
Test" page listed inside of this report. This report must
not be reproduced (except in full), without the approval
of D.L.S. Electronic Systems.

D.L.S. ELECTRONIC SYSTEMS, INC.
1250 PETERSON DRIVE
WHEELING, ILLINOIS 60090

EMC TEST SERVICES
REPORT NO. 8511


SIGNATURE PAGE

Report Written By:




Arnom C. Rowe
Test Engineer
EMC-001375-NE

Report Reviewed By:



Jack Prawica
Lab Manager

Report Approved By:




Brian J. Mattson
General Manager

Test Witnessed By:

Mail Order

Company Official:



YSI Incorporated

D.L.S. ELECTRONIC SYSTEMS, INC.
1250 PETERSON DRIVE
WHEELING, ILLINOIS 60090

REPORT NO. 8476

AS/NZS 2064-1 & 2 (January 1, 1997)

USING

EN 55011:1991 (C.I.S.P.R. 11, 1990-09, 2nd Edition)
Class B ISM Equipment for Industrial, Scientific,
and Medical Equipment

THE FOLLOWING "MEETS" THE ABOVE TEST SPECIFICATION

Formal Name: Recirculating System Monitor

Kind of Equipment: Multiparameter Monitor/Controller

Test Configuration: To Probe Assembly with 20m Cable & Installed
in Test Set with 12V Power Supply & 100W Loads

Model Number(s): 5200 (See Product Matrix on Page 7)

Model(s) Tested: 5200

Serial Number(s): NA

Date of Tests: August 21 & September 6, 2000

Test Conducted For: YSI Incorporated
1725 Brannum Lane
Yellow Springs, Ohio


NOTICE: Please see the "Additional Description of Equipment Under
Test" page listed inside of this report. This report must
not be reproduced (except in full), without the approval
of D.L.S. Electronic Systems.

D.L.S. ELECTRONIC SYSTEMS, INC.
1250 PETERSON DRIVE
WHEELING, ILLINOIS 60090

EMC TEST SERVICES
REPORT NO. 8476

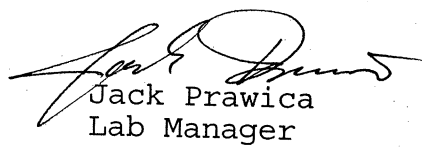
SIGNATURE PAGE

Report By:



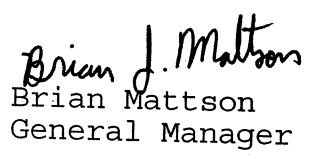
Arnom C. Rowe
Test Engineer
EMC-001375-NE

Reviewed By:



Jack Prawica
Lab Manager

Approved By:



Brian Mattson
General Manager

Company Official:



YSI Incorporated